




Track My Fish TOURNAMENT EDITION HOW TO RECORD YOUR FISH PHOTO



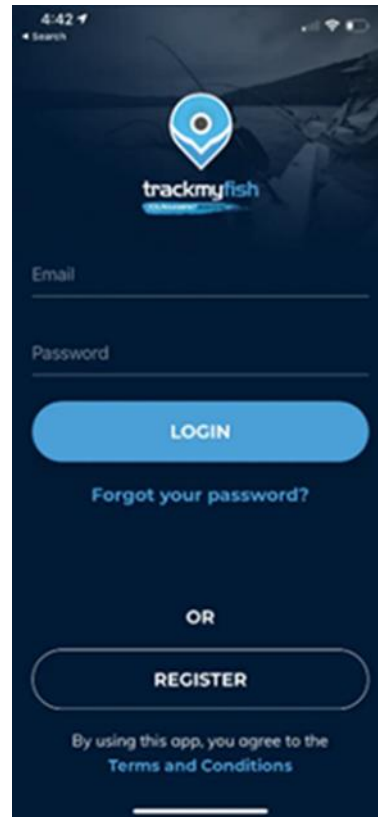
Download this app on your mobile device through Apple App Store

or Google Play



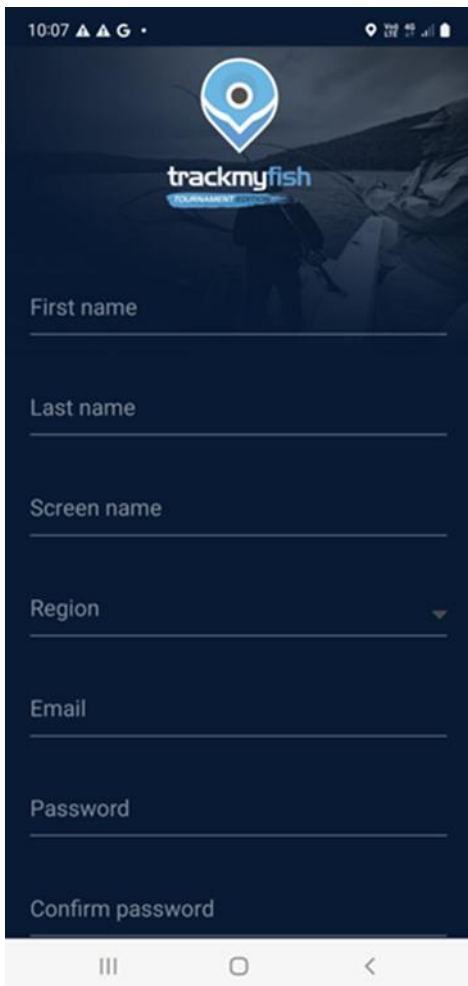
DISREGARD LOGIN

CLICK REGISTER



Enter First Name, Last Name
IGNORE Screen Name & Region
Enter Email and Create Password

Click **REGISTER**



10:07

trackmyfish
TOURNAMENT

First name

Last name

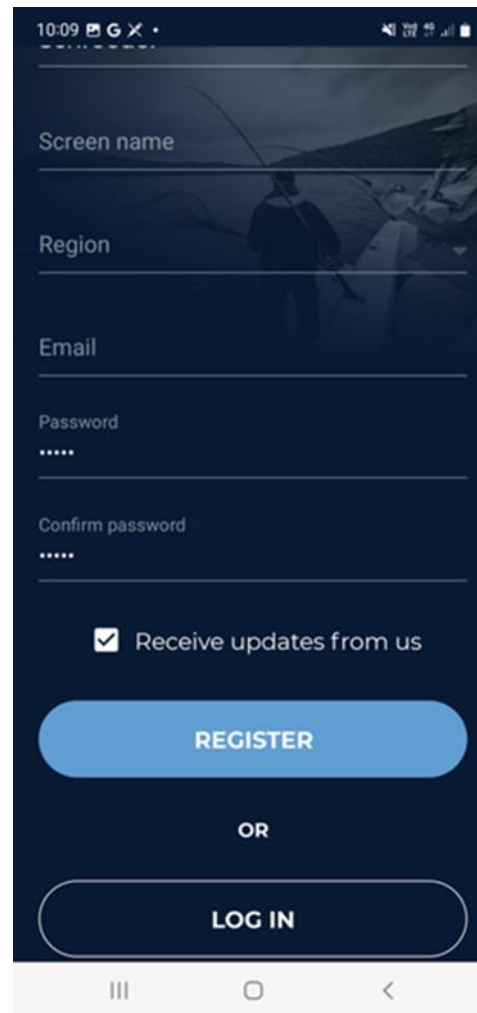
Screen name

Region

Email

Password

Confirm password



10:09

Screen name

Region

Email

Password

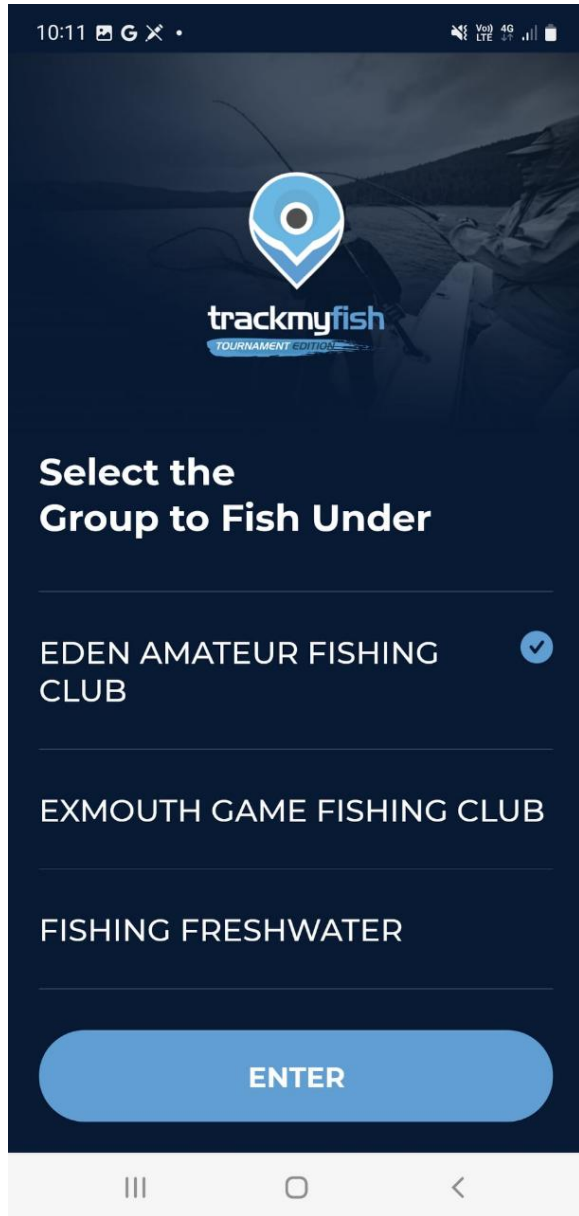
Confirm password

Receive updates from us

REGISTER

OR

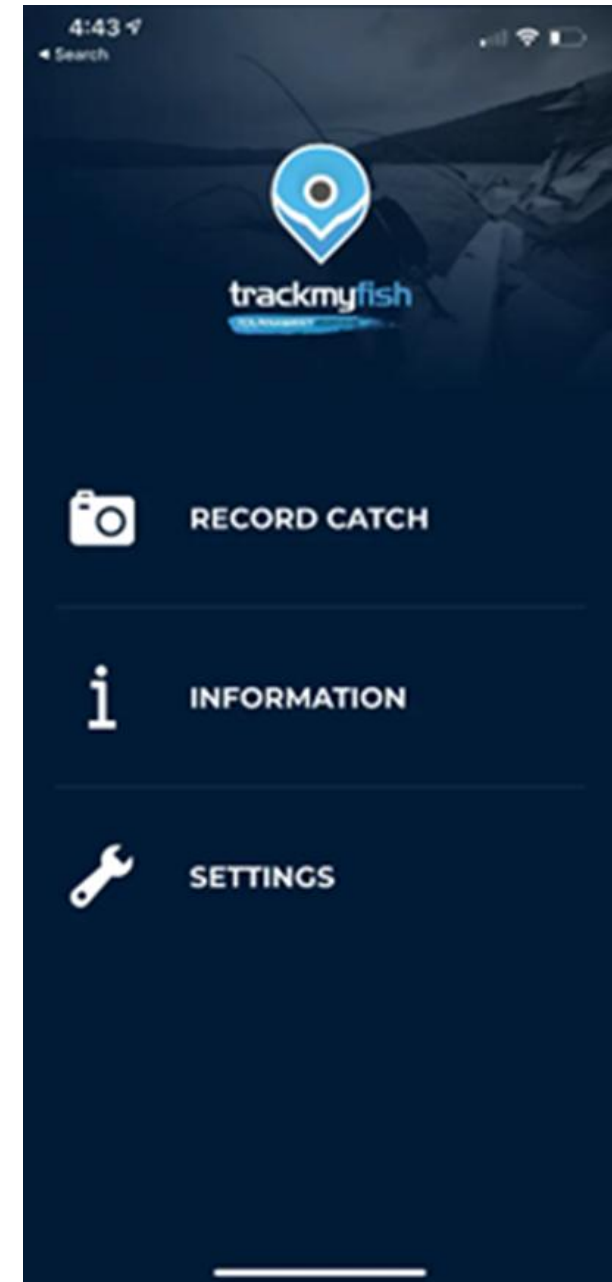
LOG IN



PRESS **ENTER**



SELECT **INFORMATION**





SCORECARD: is your own records

SCOREBOARD: Displays Current Leaders in all Age Categories

Check current winning lengths IN YOUR CATEGORY

DO NOT send in photos, if a longer fish has already been recorded on the Leaderboard

*COMBO's Tailor +/-or Salmon: photos of each fish are to be submitted separately **NOT TOGETHER ON THE SAME DPI MAT** and in the **SAME PHOTO**.


Each fish Photo can be caught and submitted on different days.

Entrant's Names will **NOT APPEAR** on Scoreboard until both species are approved and recorded.

MARLIN: Winner is via Lucky draw not the longest.

 **BACK** (TOP LEFT OF SCREEN)

Select Record Catch LOG **Click ON PHOTO**



RECORD MY CATCH

(allow device to access to camera) ONLINE BUTTON IS GREEN

← ENSURE SAVE TO CAMERA ROLL IS GREEN

(THIS WILL SAVE TO YOUR PHONE AS A BACK UP)

TAKE A PHOTO AS PER THE EVENT RULES



BACK (TOP LEFT OF SCREEN)

4:31 4G LTE 98%

← Back CATCH DETAILS Online

Glory Photo

TAG RECAPTURE

FISHER
Rob Schroeder

SPECIES
AUSTRALIAN BASS

LENGTH (mm)
630

COMMENTS

SUBMIT

CATCH DETAILS

ENTER ANGLERS NAME

The Person that actually Caught the Fish

CLICK ON SPECIES AND SELECT

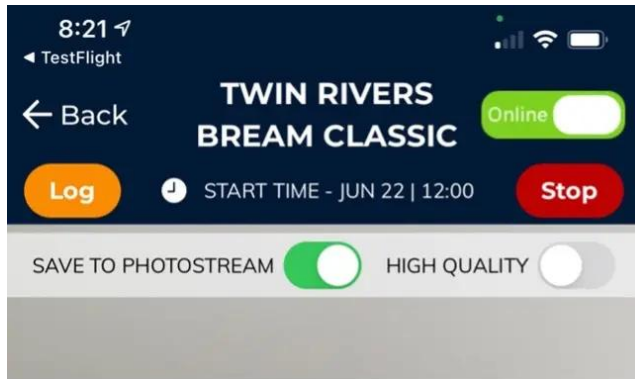
ENTER LENGTH IN mm

SUBMIT

Repeat for next entrant

SELECT ← BACK (TOP LEFT OF SCREEN)

HOW DO I CHECK MY CATCHES HAVE BEEN LOGGED?



The list of all the fish submitted will show in **LOG**.

Under each photo it will show if the data & image has been received.

For example:

If it reads **green RECEIVED**, it means the data AND the image has been received to the server.

If it reads **red NOT SENT** it means neither the data or images has been sent and therefore not received.

If it reads **orange IMAGE NOT SENT** it means the data has been received (entrant, length, type etc) but the images have not been received.

If you have either the **red** or **orange**, you will need press the SUBMIT ALL button located on the top RIGHT of the screen so its re-uploads.

Please keep checking until all your logs show green.

FISH ARE JUDGED ON LENGTH In MM

ACCEPTED IMAGE RECEIVED next to the entry, is the confirmation that the fish and therefore your length for that fish in the server have been approved..

SUBMITTED IMAGE RECEIVED, means the data and image have been received but the official Length Master is yet to verify and accept your entry.

SUBMITTED IMAGE NOT RECEIVED, means the data has been received but not the image. Go to the LOG page and follow the resubmission steps.

ONCE APPROVED your submission will immediately be updated on the leader board.